



# FINANCIAL BRIEF JUNE 2026

Jim Struzzi, Republican Chairman



Total General Fund collections for the month of June - the final month of the fiscal year - were \$3.96 billion, which was \$210.3 million, or 5.6%, above the official revenue estimate. **We finished FY 2025-26 exceptionally strong, bringing in \$1.14 billion more than the official revenue estimate and \$2.52 billion more than the previous fiscal year.** I attribute these strong revenue numbers to the positive policy changes our caucus delivered when we ended the 2025 budget impasse. Our goal was to grow our economy and, in turn, grow our revenues without raising taxes; we can call the first year a success.

FY 2025-26 ends with all of the "Big 3" revenue sources - Personal Income Taxes (\$20.04 billion), Sales and Use Taxes (\$15.49 billion), and Corporation Taxes (\$7.44 billion) - above the official revenue estimate. Personal Income Taxes (+\$1.09 billion) and Sales and Use Taxes (+\$800.8 million) both recorded growth over the prior fiscal year. Total Corporation Taxes (-\$56.3 million) recorded only a slight decrease of over the prior fiscal year. This decrease is largely attributable to the ongoing CNIT rate reductions.


For June, the Commonwealth's General Fund spent \$2.33 billion, bringing the YTD total to \$47.79 billion. This number will continue to grow as payments approved in FY 2025-26 are settled.

As of June 30, 2026, the Rainy Day Fund balance stood at \$7.74 billion. This amount could support the Commonwealth for approximately 56 days. During the fiscal year, the Rainy Day Fund has earned \$334.2 million in interest, an average of almost \$28 million per month.


**June Total  
General Fund Revenue**  
*(Amount in Billions)*



**YTD Total  
General Fund Revenue**  
*(Amount in Billions)*









**June Total  
General Fund Spending**  
*(Amount in Billions)*



**YTD Total  
General Fund Spending**  
*(Amount in Billions)*



# Revenue Performance

	June 2026	Month Over/Under	Fiscal Year Total	Fiscal Year Total Over/Under
<b>Total General Fund Revenue</b> 	\$3.96 billion	Estimate: <b>+\$210.3 million</b> Prior Year: <b>+\$218.5 million (+5.8%)</b>	\$48.93 billion	Estimate: <b>+\$1.14 billion</b> Prior Year: <b>+\$2.52 billion (+5.4%)</b>
<b>Personal Income Taxes</b> 	\$1.71 billion	Estimate: <b>+\$15.4 million</b> Prior Year: <b>+\$88.0 million (+5.4%)</b>	\$20.04 billion	Estimate: <b>+\$410.9 million</b> Prior Year: <b>+\$1.09 billion (+5.7%)</b>
<b>Sales Taxes</b> 	\$1.36 billion	Estimate: <b>+\$57.3 million</b> Prior Year: <b>+\$104.9 million (+8.3)</b>	\$15.49 billion	Estimate: <b>+\$176.4 million</b> Prior Year: <b>+\$800.8 million (+5.4%)</b>
<b>Corporation Taxes</b> 	\$475.4 million	Estimate: <b>+\$159.1 million</b> Prior Year: <b>+\$82.0 million (+20.8%)</b>	\$7.44 billion	Estimate: <b>+\$266.9 million</b> Prior Year: <b>-\$56.3 million (-0.8%)</b>
<b>All Other Taxes</b> 	\$384.3 million	Estimate: <b>+\$9.7 million</b> Prior Year: <b>+\$0.8 million (+0.2%)</b>	\$4.01 billion	Estimate: <b>+\$32.0 million</b> Prior Year: <b>+\$172.7 million (+4.5%)</b>
<b>Non Tax Revenue</b> 	\$28.2 million	Estimate: <b>-\$31.1 million</b> Prior Year: <b>-\$57.2 million (-67.0%)</b>	\$1.94 billion	Estimate: <b>+\$100.4 million</b> Prior Year: <b>+\$514.0 million (+36.1%)</b>

**Rainy Day  
Fund Balance**

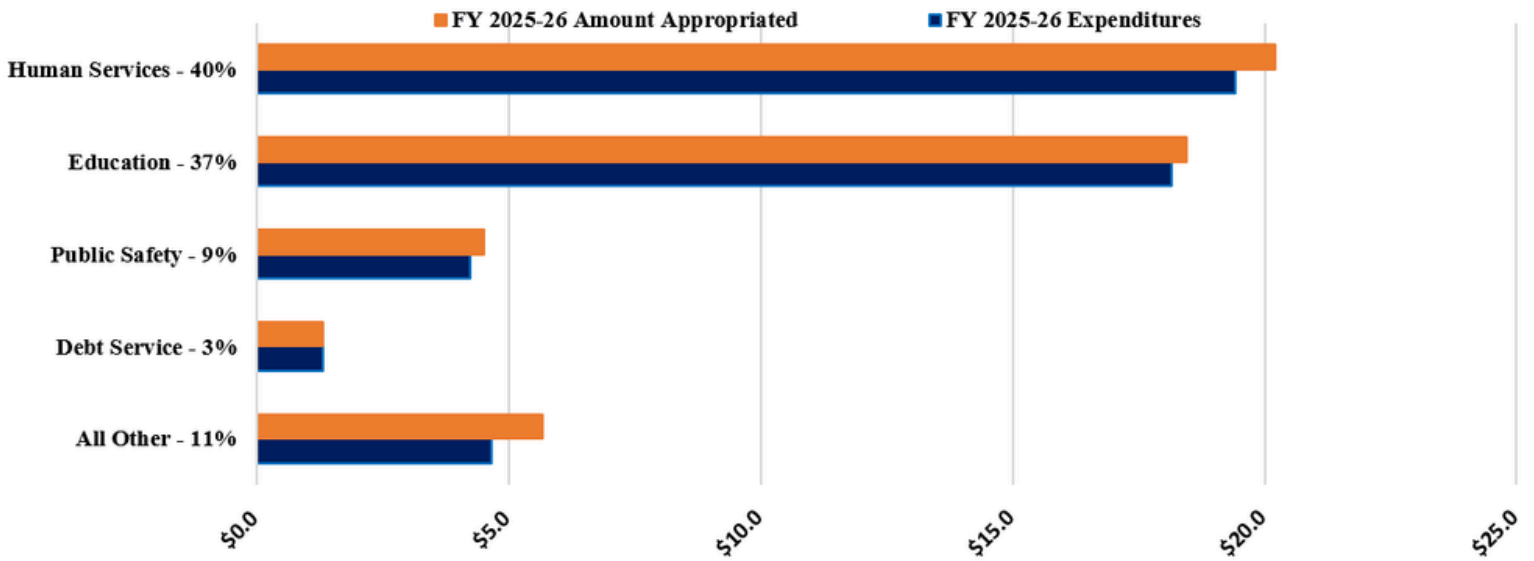


**56 Days of Sunshine**

# Status of Appropriations

## FY 2025-26 Budget - Top 3 Areas (86% of Budget) + Debt Service (3%) Status of Appropriations as of June 2026

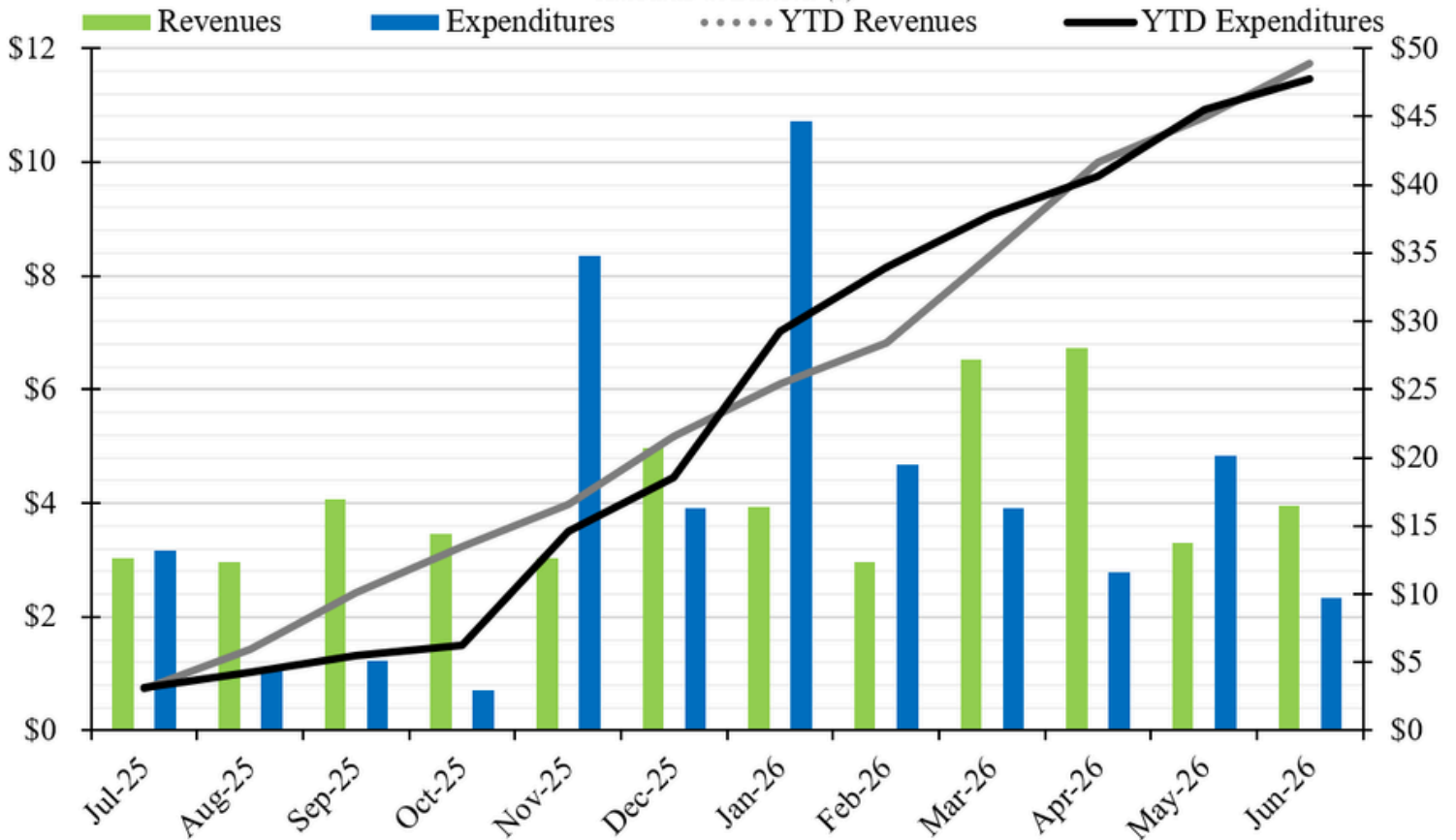
Amounts in Billions (\$)



FISCAL YEAR 2025-26

# GENERAL FUND REVENUES & EXPENDITURES

Amounts in Billions (\$)



All Spending information from Commonwealth Accounting System, Status of Appropriations Report.